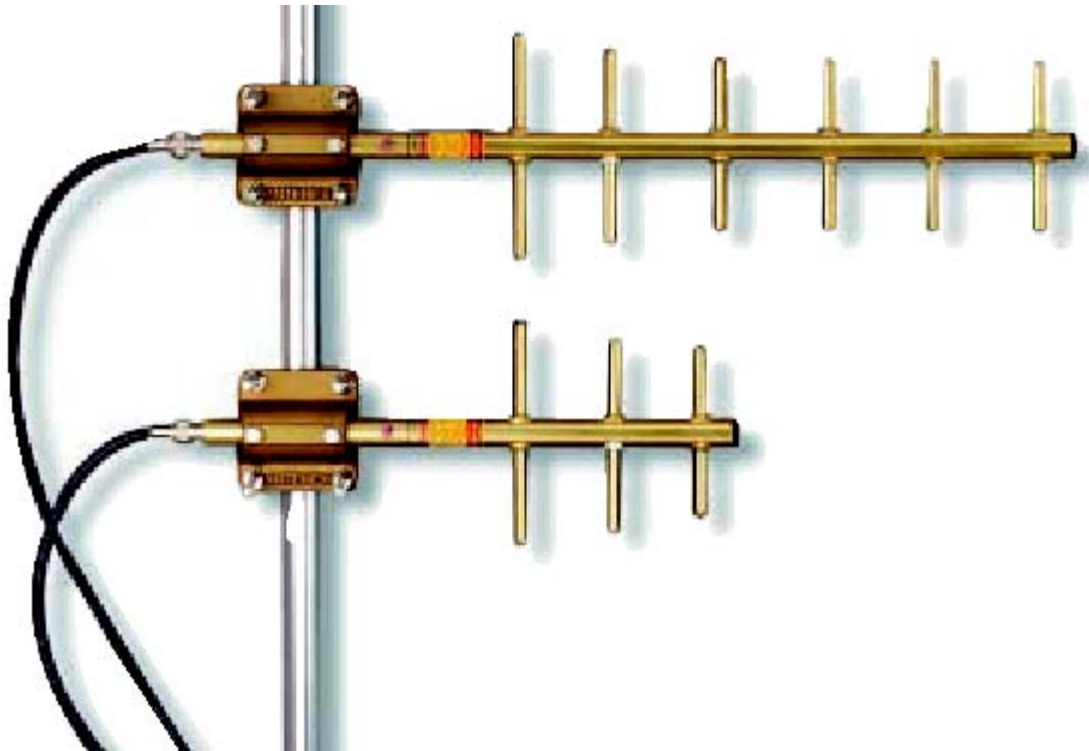


Yagi Directional Antennas



TS0498B9

TS0498B7

Model#	Gain	Length (inches)	Elements	Front-Back Ratio	Frequency Ranges (MHz)
VHF (132-174MHz)					
TS0418B7-xxx/N	7 dBd	42	3	17 dB	136-150, 150-174 (tuneable, 4MHz bandwidth)
TS0418B9-xxx/N	9 dBd	72	5	20 dB	
UHF (380-512MHz)					
TS0448B7-xxx/N	7 dBd	21	3	17 dB	430-450, 450-470
TS0448B10-xxx/N	10 dBd	44	6	20 dB	406-430, 430-450, 450-470, 470-490
900MHz (896-970MHz)					
TS0498B7-933/N	6 dBd	17	3	15 dB	896-970
TS0498B9-933/N	9 dBd	28	6	16 dB	
("xxx" designates the center frequency in MHz)					

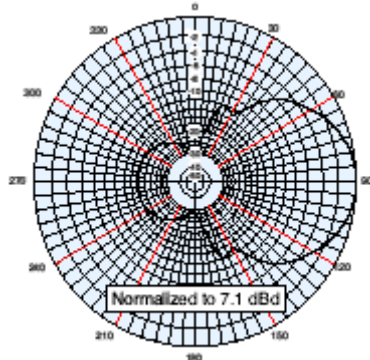


Yagi Directional Antennas

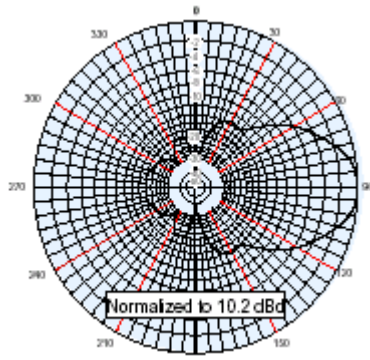
General Specifications

VSWR	<1.5:1
Maximum Power	500 watts - VHF 300 watts - all others
Impedance	50 Ohms
Termination	N Female Connector
Material	6061-T6 Heat Treated Aluminum, Black Anodized Finish
Boom Diameter	7/8 inch
Mounting Brackets	Stainless Steel Brackets for up to 2 1/2 inch mast – Included

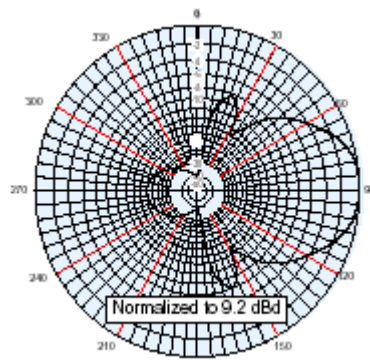
Vertical Field Patterns



TS0418B7

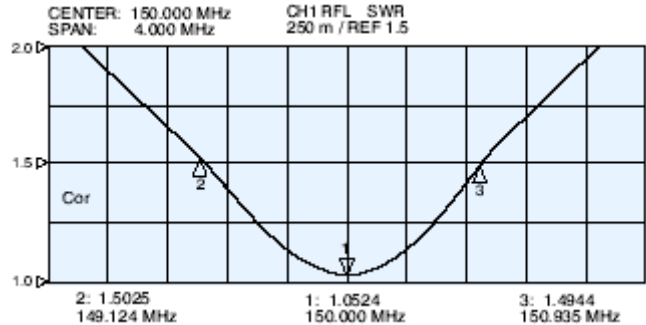


TS0448B10B

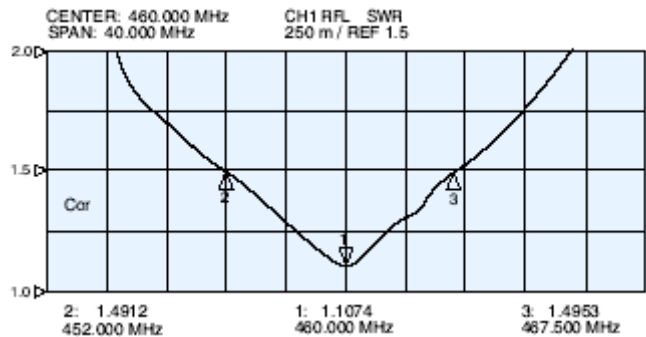


TS0498B9

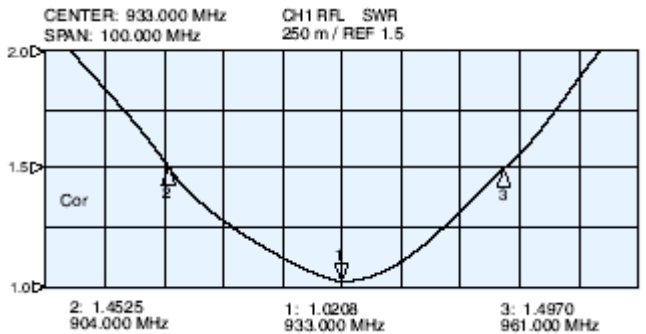
VSWR



TS0418B7



TS0448B10



TS0498B9

